



ग्रामीण गृहनिर्माण

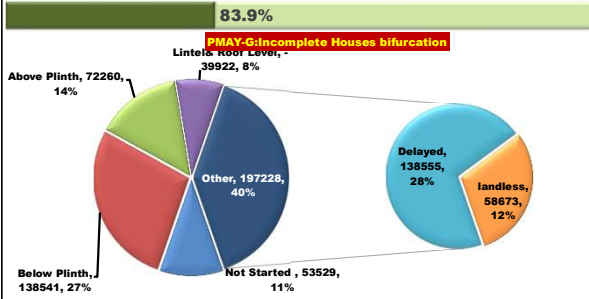
दैनिक प्रगती अहवाल :

०८.०८.२०२३


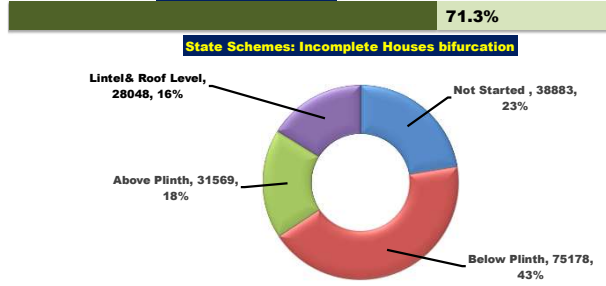
प्रधानमंत्री आवास योजना ग्रामीण – मंजूरी, पूर्ण घरकुले, हप्ते वितरण, भूमिहीन, आर्थिकदृष्ट्या अपुर्ण
राज्य पुरस्कृत ग्रामीण आवास योजना – मंजूरी, पूर्ण घरकुले, हप्ते वितरण, आर्थिकदृष्ट्या अपुर्ण

योजना	एकूण मंजूरी	दैनिक मंजूरी	एकूण पूर्ण	दैनिक पूर्ण घरकुले	दैनिक पहिला हप्ता वितरित	दैनिक दुसरा हप्ता वितरित	दैनिक तिसरा हप्ता वितरित
प्रधानमंत्री आवास योजना ग्रामीण	१३९५१७०	०	११७०७६२	१४	०	०	०
राज्य योजना	६०४७१५	९५३	४३१०३७	१	३२७	८२	१४०
एकूण	१९९९८८५	९५३	१६०१७९९	१५	३२७	८२	१४०

PMAY-G Completion Progress Bar

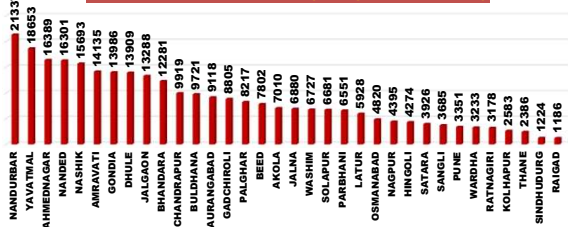


State Schemes Progress Bar

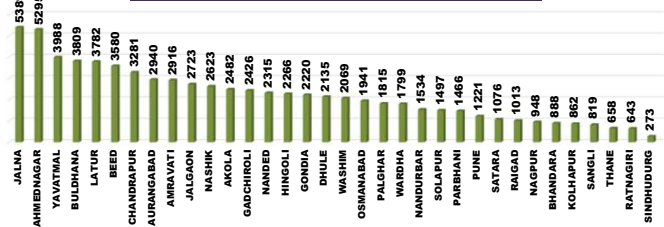


पहिला हप्ता मिळाल्यानंतर ३ महिने उलटूनही अपुर्ण घरकुले
पहिला हप्ता मिळाल्यानंतर ६ महिने उलटूनही अपुर्ण घरकुले
पहिला हप्ता मिळाल्यानंतर ९ महिने उलटूनही अपुर्ण घरकुले
पहिला हप्ता मिळाल्यानंतर १२ महिने उलटूनही अपुर्ण घरकुले
पहिला हप्ता मिळाल्यानंतर १८ महिने उलटूनही अपुर्ण घरकुले
पहिला हप्ता मिळाल्यानंतर १० दिवसानंतरही दुसरा हप्ता न मिळालेली घरकुले
दुसरा हप्ता मिळाल्यानंतर १० दिवसानंतरही तिसरा हप्ता न मिळालेली घरकुले
तिसरा हप्ता मिळाल्यानंतर १० दिवसानंतरही अपुर्ण घरांची संख्या

PMAY-G : House completion (Abhiyan Achievement)



State Schemes : House completion (Abhiyan Achievement)

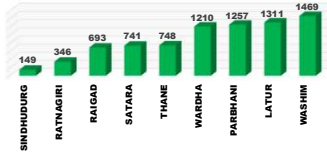


राज्य व्यवस्थापन कक्ष- ग्रामीण गृहनिर्माण

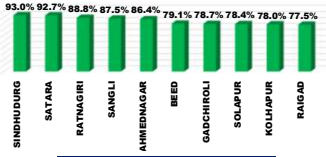
४ था मजला, दक्षिण कक्ष, सिडको भवन, सीबीडी बेलापूर, नवी मुंबई - ४०० ६१४.

Top and Bottom Ten Districts

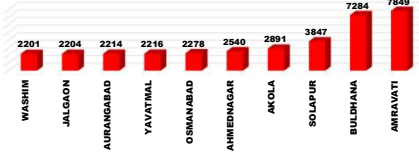
PMAY-G Delayed Houses TOP 10 Dist.



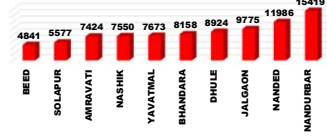
State Schemes Sanction TOP 10 Dist.



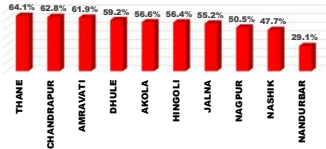
PMAY-G Remaining 1st Installments Bottom 10 Dist.



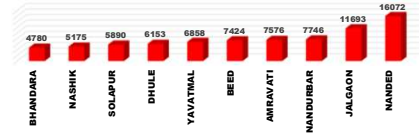
PMAY-G Delayed Houses Bottom 10 Dist.



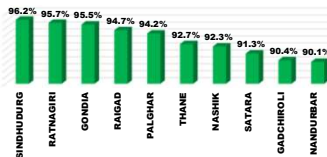
State Schemes Sanction Bottom 10 Dist.



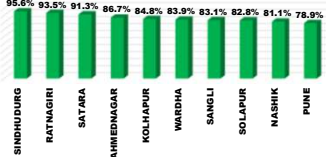
PMAY-G Remaining 2nd Installments Bottom 10 Dist.



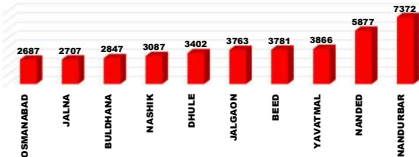
PMAY-G Completion TOP 10 Dist.



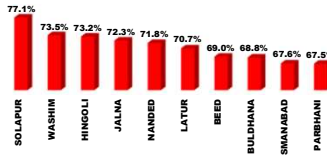
State Schemes Completion TOP 10 Dist.



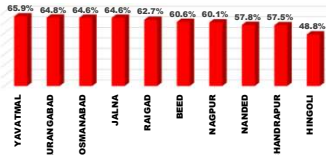
PMAY-G Remaining 3rd Installments Bottom 10 Dist.



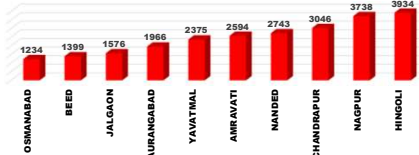
PMAY-G Completion Bottom 10 Dist.




State Schemes Completion Bottom 10 Dist.



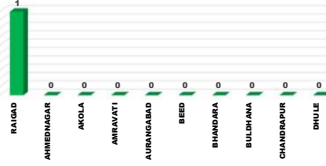
State Schemes Remaining 1st Installments Bottom 10 Dist.



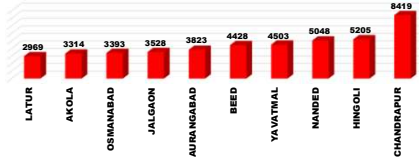
PMAY-G Daily Completion Top 10 Dist.



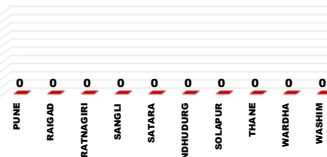
State Schemes Daily Completion Top 10 Dist.



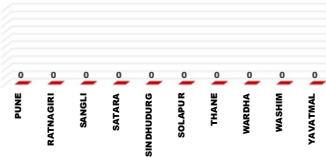
State Schemes Remaining 2nd Installments Bottom 10 Dist.



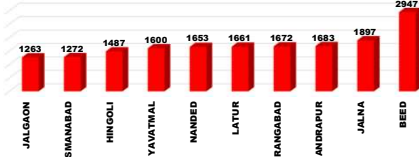
PMAY-G Daily Completion Bottom 10 Dist.



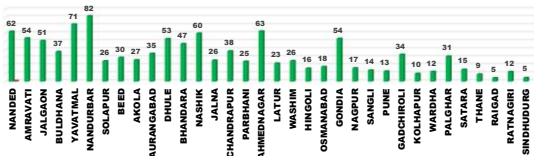
State Schemes Daily Completion Bottom 10 Dist.



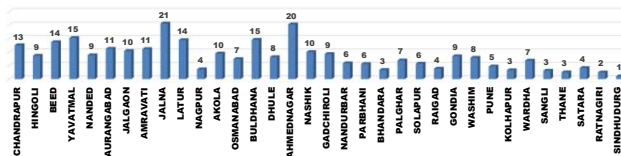
State Schemes Remaining 3rd Installments Bottom 10 Dist.



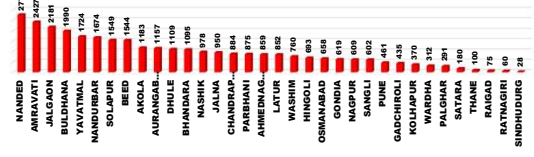
PMAY-G : Current Pace of Completion Per Day (Abhiyan)



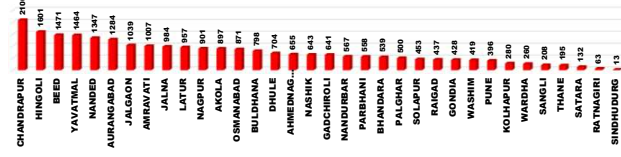
State Schemes : Current Pace of Completion Per Day (Abhiyan)



PMAY-G Required Pace of Completion Per Day



State Schemes Required Pace of Completion Per Day



प्रधानमंत्री आवास योजना ग्रामीण - मंजूरी (PWL+Awaas Plus)

Sr. No.	Division	Target (PWL+Awaas Plus)	07.08.2023	08.08.2023	Daily Achivement	Remaining
1	NASHIK DIV.	412019	411737	411731	0	288
2	AMRAVATI DIV.	270831	270007	269989	0	842
3	AURANGABAD DIV.	236304	235792	235775	0	529
4	NAGPUR DIV.	289038	288457	288416	0	622
5	KONKAN DIV.	69517	69475	69475	0	42
6	PUNE DIV.	120614	119829	119784	0	830
Total		1398323	1395297	1395170	0	3153

Sr. No.	District	Target (PWL+Awaas Plus)	07.08.2023	08.08.2023	Daily Achivement	Remaining
1	AURANGABAD	36366	36350	36350	0	16
2	BHANDARA	64125	63959	63959	0	166
3	BULDHANA	44705	44669	44669	0	36
4	DHULE	64664	64664	64664	0	0
5	GADCHIROLI	31635	31617	31617	0	18
6	GONDIA	95992	95895	95895	0	97
7	HINGOLI	18083	18083	18083	0	0
8	JALGAON	78561	78474	78474	0	87
9	JALNA	24035	24035	24035	0	0
10	KOLHAPUR	17411	17234	17234	0	177
11	LATUR	20415	20368	20368	0	47
12	NAGPUR	36720	36549	36549	0	171
13	NANDURBAR	118812	118784	118784	0	28
14	OSMANABAD	14309	14208	14208	0	101
15	PALGHAR	35188	35188	35188	0	0
16	PARBHANI	18918	18846	18846	0	72
17	PUNE	19230	19191	19191	0	39
18	RAIGAD	9821	9819	9819	0	2
19	RATNAGIRI	9804	9800	9800	0	4
20	SINDHUDURG	5132	5096	5096	0	36
21	SOLAPUR	47756	47429	47429	0	327
22	THANE	9572	9572	9572	0	0
23	WASHIM	20100	20052	20052	0	48
24	YAVATMAL	64233	64129	64129	0	104
25	NASHIK	89431	89330	89329	-1	102
26	SATARA	14708	14565	14564	-1	144
27	AKOLA	48599	48391	48389	-2	210
28	AHMEDNAGAR	60551	60485	60480	-5	71
29	NANDED	69192	69057	69049	-8	143
30	BEED	34986	34845	34836	-9	150
31	CHANDRAPUR	42519	42453	42443	-10	76
32	AMRAVATI	93194	92766	92750	-16	444
33	WARDHA	18047	17984	17953	-31	94
34	SANGLI	21509	21410	21366	-44	143
Total		1398323	1395297	1395170	0	3153

Remaining Sanction RANK

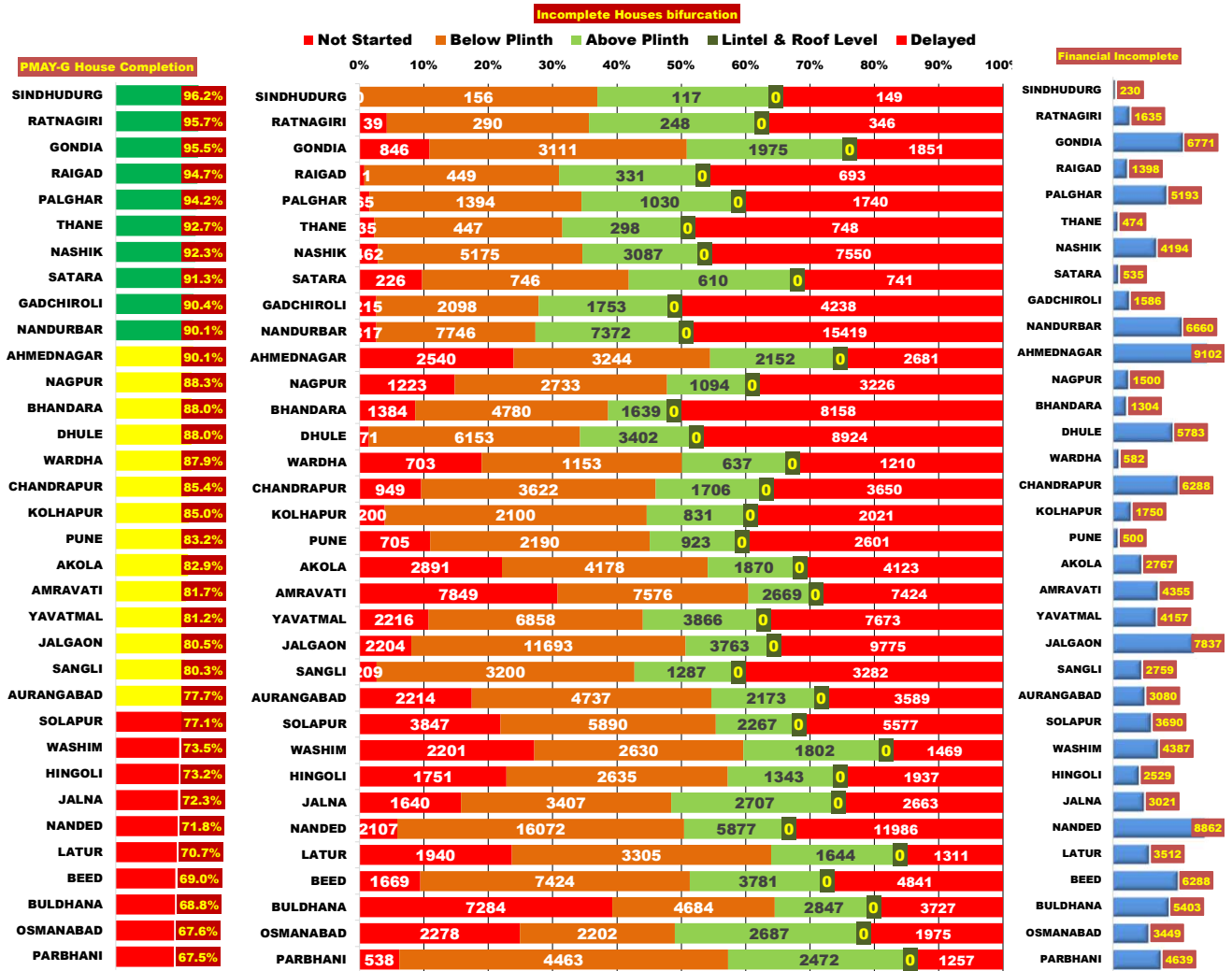
DHULE	0
HINGOLI	0
JALNA	0
PALGHAR	0
THANE	0
RAIGAD	2
RATNAGIRI	4
AURANGABAD	16
GADCHIROLI	18
NANDURBAR	28
BULDHANA	36
SINDHUDURG	36
PUNE	39
LATUR	47
WASHIM	48
AHMEDNAGAR	71
PARBHANI	72
CHANDRAPUR	76
JALGAON	87
WARDHA	94
GONDIA	97
OSMANABAD	101
NASHIK	102
YAVATMAL	104
NANDED	143
SANGLI	143
SATARA	144
BEED	150
BHANDARA	166
NAGPUR	171
KOLHAPUR	177
AKOLA	210
SOLAPUR	327
AMRAVATI	444

प्रधानमंत्री आवास योजना - ग्रामीण : भूमिहीन लाभार्थी अहवाल

Sr. No.	District	Google Sheet Report			AwaasSoft Report			
		Total Landless	Provided land	Remaining	Landless beneficiaries tagged in AwaasSoft	Landless beneficiaries provided land	Remaining Landless	Remaining Tag (provided land)
1	DHULE	18	18	0	18	18	0	0
2	GADCHIROLI	8	8	0	9	9	0	-1
3	GONDIA	2450	2450	0	2457	2329	128	121
4	KOLHAPUR	257	257	0	254	229	25	28
5	NANDURBAR	0	0	0	0	0	0	0
6	PALGHAR	11	11	0	11	11	0	0
7	RAIGAD	6	6	0	6	6	0	0
8	RATNAGIRI	23	23	0	23	23	0	0
9	SINDHUDURG	420	420	0	418	418	0	2
10	NANDED	354	322	32	382	263	119	59
11	THANE	112	80	32	118	60	58	20
12	BEED	212	125	87	364	66	298	59
13	SANGLI	339	213	126	354	142	212	71
14	SATARA	902	677	225	887	580	307	97
15	PARBHANI	307	63	244	306	54	252	9
16	NASHIK	1817	1474	343	1704	1162	542	312
17	PUNE	2069	1603	466	2068	867	1201	736
18	WARDHA	2366	1808	558	2434	1805	629	3
19	CHANDRAPUR	2475	1909	566	2504	1614	890	295
20	HINGOLI	1713	796	917	1713	466	1247	330
21	NAGPUR	4599	3677	922	4659	3549	1110	128
22	JALNA	1359	406	953	1374	85	1289	321
23	LATUR	2195	1127	1068	2258	801	1457	326
24	BHANDARA	5073	4002	1071	5074	4109	965	-107
25	JALGAON	22533	21330	1203	22588	20901	1687	429
26	AURANGABAD	3266	1700	1566	3250	1807	1443	-107
27	WASHIM	3300	1659	1641	3353	1548	1805	111
28	OSMANABAD	2258	531	1727	2367	56	2311	475
29	YAVATMAL	3666	1640	2026	3471	1410	2061	230
30	AHMEDNAGAR	7585	5233	2352	7794	5117	2677	116
31	AKOLA	7354	4875	2479	7236	5071	2165	-196
32	SOLAPUR	6565	3944	2621	6631	2926	3705	1018
33	BULDHANA	15352	9266	6086	15705	9146	6559	120
34	AMRAVATI	19887	11932	7955	19841	12841	7000	-909
	Total	120851	83585	37266	121631	79489	42142	5416

प्रधानमंत्री आवास योजना ग्रामीण - पूर्ण घरकूले

Sr. No.	Division	Sanction	07.08.2023	08.08.2023	Daily Achivement	Remaining	Avg. Completed Per Day From 20.11.22 to Today	To be Completed in Per Day till 15.08.23
1	AMRAVATI DIV.	269989	213392	213403	11	56586	216	8084
2	AURANGABAD DIV.	235775	169233	169235	2	66540	236	9506
3	NAGPUR DIV.	288416	260746	260747	1	27669	202	3953
4	KONKAN DIV.	69475	65599	65599	0	3876	62	554
5	PUNE DIV.	119784	97648	97648	0	22136	77	3162
6	NASHIK DIV.	411731	364130	364130	0	47601	309	6800
Total		1395170	1170748	1170762	14	224408	1102	32058



प्रधानमंत्री आवास योजना ग्रामीण - पूर्ण घरकूले

Sr. No.	District	Sanction	07.08.2023	08.08.2023	Daily Achivement	Remaining	Avg. Completed Per Day From 20.11.22 to Today	To be Completed in Per Day till 15.08.23
1	YAVATMAL	64129	52050	52061	11	12068	71	1724
2	HINGOLI	18083	13231	13232	1	4851	16	693
3	NAGPUR	36549	32287	32288	1	4261	17	609
4	NANDED	69049	49610	49611	1	19438	62	2777
5	AHMEDNAGAR	60480	54469	54469	0	6011	63	859
6	AKOLA	48389	40107	40107	0	8282	27	1183
7	AMRAVATI	92750	75760	75760	0	16990	54	2427
8	AURANGABAD	36350	28250	28250	0	8100	35	1157
9	BEED	34836	24030	24030	0	10806	30	1544
10	BHANDARA	63959	56293	56293	0	7666	47	1095
11	BULDHANA	44669	30742	30742	0	13927	37	1990
12	CHANDRAPUR	42443	36258	36258	0	6185	38	884
13	DHULE	64664	56904	56904	0	7760	53	1109
14	GADCHIROLI	31617	28572	28572	0	3045	34	435
15	GONDIA	95895	91564	91564	0	4331	54	619
16	JALGAON	78474	63206	63206	0	15268	51	2181
17	JALNA	24035	17386	17386	0	6649	26	950
18	KOLHAPUR	17234	14645	14645	0	2589	10	370
19	LATUR	20368	14402	14402	0	5966	23	852
20	NANDURBAR	118784	107067	107067	0	11717	82	1674
21	NASHIK	89329	82484	82484	0	6845	60	978
22	OSMANABAD	14208	9600	9600	0	4608	18	658
23	PALGHAR	35188	33148	33148	0	2040	31	291
24	PARBHANI	18846	12724	12724	0	6122	25	875
25	PUNE	19191	15961	15961	0	3230	13	461
26	RAIGAD	9819	9296	9296	0	523	5	75
27	RATNAGIRI	9800	9382	9382	0	418	12	60
28	SANGLI	21366	17152	17152	0	4214	14	602
29	SATARA	14564	13301	13301	0	1263	15	180
30	SINDHUDURG	5096	4901	4901	0	195	5	28
31	SOLAPUR	47429	36589	36589	0	10840	26	1549
32	THANE	9572	8872	8872	0	700	9	100
33	WARDHA	17953	15772	15772	0	2181	12	312
34	WASHIM	20052	14733	14733	0	5319	26	760
Total		1395170	1170748	1170762	14	224408	1102	32058

राज्यपुरस्कृत आवास योजना ग्रामीण - मंजूरी

Sr. No.	Division	Target	07.08.2023	08.08.2023	Daily Achivement	Remaining
1	NASHIK DIV.	207056	117224	117622	398	89434
2	NAGPUR DIV.	161806	107942	108181	239	53625
3	AMRAVATI DIV.	156577	103352	103561	209	53016
4	KONKAN DIV.	45015	34179	34229	50	10786
5	PUNE DIV.	79218	63777	63824	47	15394
6	AURANGABAD DIV.	267541	177288	177298	10	90243
Total		917213	603762	604715	953	312498

Sr. No.	District	Target	07.08.2023	08.08.2023	Daily Achivement	Remaining
1	CHANDRAPUR	55099	34347	34584	237	20515
2	NASHIK	49930	23670	23838	168	26092
3	DHULE	31351	18426	18549	123	12802
4	NANDURBAR	51420	14861	14967	106	36453
5	AMRAVATI	36242	22344	22429	85	13813
6	AKOLA	34781	19622	19695	73	15086
7	SATARA	11532	10647	10694	47	838
8	RAIGAD	10569	8150	8190	40	2379
9	YAVATMAL	40759	29992	30032	40	10727
10	WASHIM	15828	10972	10983	11	4845
11	AURANGABAD	36954	25490	25500	10	11454
12	THANE	8574	5482	5492	10	3082
13	AHMEDNAGAR	39938	34507	34508	1	5430
14	GADCHIROLI	20609	16219	16220	1	4389
15	GONDIA	18306	13865	13866	1	4440
16	BEED	33057	26160	26160	0	6897
17	BHANDARA	21794	16429	16429	0	5365
18	BULDHANA	28967	20422	20422	0	8545
19	HINGOLI	38798	21897	21897	0	16901
20	JALGAON	34417	25760	25760	0	8657
21	JALNA	35214	19447	19447	0	15767
22	KOLHAPUR	16545	12902	12902	0	3643
23	LATUR	35680	26708	26708	0	8972
24	NAGPUR	31291	15809	15809	0	15482
25	NANDED	34410	22332	22332	0	12078
26	OSMANABAD	25678	17232	17232	0	8446
27	PALGHAR	16073	11748	11748	0	4325
28	PARBHANI	27750	18022	18022	0	9728
29	PUNE	17741	13139	13139	0	4602
30	RATNAGIRI	7531	6690	6690	0	841
31	SANGLI	9832	8604	8604	0	1228
32	SINDHUDURG	2268	2109	2109	0	159
33	SOLAPUR	23568	18485	18485	0	5083
34	WARDHA	14707	11273	11273	0	3434
Total		917213	603762	604715	953	312498

Remaining Sanction RANK

SINDHUDURG	159
SATARA	838
RATNAGIRI	841
SANGLI	1228
RAIGAD	2379
THANE	3082
WARDHA	3434
KOLHAPUR	3643
PALGHAR	4325
GADCHIROLI	4389
GONDIA	4440
PUNE	4602
WASHIM	4845
SOLAPUR	5083
BHANDARA	5365
AHMEDNAGAR	5430
BEED	6897
OSMANABAD	8446
BULDHANA	8545
JALGAON	8657
LATUR	8972
PARBHANI	9728
YAVATMAL	10727
AURANGABAD	11454
NANDED	12078
DHULE	12802
AMRAVATI	13813
AKOLA	15086
NAGPUR	15482
JALNA	15767
HINGOLI	16901
CHANDRAPUR	20515
NASHIK	26092
NANDURBAR	36453

राज्यपुरस्कृत आवास योजना ग्रामीण - प्रलंबीत मंजूरी

Sr. No.	Division	रमाई आवास योजना	शबरी आवास योजना	आदीम आवास योजना	पारधी आवास योजना	य.च.मु.व योजना	धनगर आवास योजना	एकूण
1	KONKAN DIV.	1804	8929	25	4	22	2	10786
2	PUNE DIV.	11521	3631	4	55	20	163	15394
3	AMRAVATI DIV.	32023	20482	217	9	251	34	53016
4	NAGPUR DIV.	26003	24992	266	2	2335	27	53625
5	NASHIK DIV.	21458	67865	61	20	0	30	89434
6	AURANGABAD DIV.	60386	28429	238	26	313	851	90243
	Total	153195	154328	811	116	2941	1107	312498

Sr. No.	District	रमाई आवास योजना	शबरी आवास योजना	आदीम आवास योजना	पारधी आवास योजना	य.च.मु.व योजना	धनगर आवास योजना	एकूण
1	SINDHUDURG	128	14	16	1	0	0	159
2	SATARA	828	10	0	0	0	0	838
3	RATNAGIRI	734	84	0	1	22	0	841
4	SANGLI	1186	30	0	12	0	0	1228
5	RAIGAD	522	1853	0	2	0	2	2379
6	THANE	321	2755	6	0	0	0	3082
7	WARDHA	1066	2220	148	0	0	0	3434
8	KOLHAPUR	3445	35	0	0	0	163	3643
9	PALGHAR	99	4223	3	0	0	0	4325
10	GADCHIROLI	1078	3285	26	0	0	0	4389
11	GONDIA	2839	1586	0	0	0	15	4440
12	PUNE	1249	3315	4	14	20	0	4602
13	WASHIM	3625	1220	0	0	0	0	4845
14	SOLAPUR	4813	241	0	29	0	0	5083
15	BHANDARA	3871	1446	0	0	36	12	5365
16	AHMEDNAGAR	2656	2774	0	0	0	0	5430
17	BEED	5591	1300	0	6	0	0	6897
18	OSMANABAD	8042	265	0	0	139	0	8446
19	BULDHANA	5765	2746	0	0	0	34	8545
20	JALGAON	3579	5044	0	4	0	30	8657
21	LATUR	7202	933	0	4	0	833	8972
22	PARBHANI	6798	2766	0	0	164	0	9728
23	YAVATMAL	5767	4657	217	1	85	0	10727
24	AURANGABAD	7189	4259	0	6	0	0	11454
25	NANDED	5211	6621	238	8	0	0	12078
26	DHULE	3860	8942	0	0	0	0	12802
27	AMRAVATI	5255	8385	0	7	166	0	13813
28	AKOLA	11611	3474	0	1	0	0	15086
29	NAGPUR	10091	5387	0	0	4	0	15482
30	JALNA	13308	2429	0	2	10	18	15767
31	HINGOLI	7045	9856	0	0	0	0	16901
32	CHANDRAPUR	7058	11068	92	2	2295	0	20515
33	NASHIK	10416	15609	61	6	0	0	26092
34	NANDURBAR	947	35496	0	10	0	0	36453
	Total	153195	154328	811	116	2941	1107	312498

राज्यपुरस्कृत आवास योजना ग्रामीण - पूर्ण घरकूले

Sr. No.	Division	Sanction	07.08.2023	08.08.2023	Daily Achivement	Remaining	Avg. Completed From 20.11.22 to Today	Per Day	To be Completed in Per Day till 15.08.23
1	KONKAN DIV.	34229	25775	25776	1	8453	17		1208
2	PUNE DIV.	63824	53540	53540	0	10284	21		1469
3	NASHIK DIV.	117622	92367	92367	0	25255	55		3608
4	AURANGABAD DIV.	177298	113785	113785	0	63513	91		9073
5	AMRAVATI DIV.	103561	71462	71462	0	32099	58		4586
6	NAGPUR DIV.	108181	74107	74107	0	34074	44		4868
	Total	604715	431036	431037	1	173678	286		24811

Sr. No.	District	Sanction	03-01-1915	13-01-1915	Daily Achivement	Remaining	Avg. Completed From 20.11.22 to Today	Per Day	To be Completed in Per Day till 15.08.23
1	RAIGAD	8190	5132	5133	1	3057	4		437
2	AHMEDNAGAR	34508	29921	29921	0	4587	20		655
3	AKOLA	19695	13416	13416	0	6279	10		897
4	AMRAVATI	22429	15377	15377	0	7052	11		1007
5	AURANGABAD	25500	16513	16513	0	8987	11		1284
6	BEED	26160	15863	15863	0	10297	14		1471
7	BHANDARA	16429	12659	12659	0	3770	3		539
8	BULDHANA	20422	14835	14835	0	5587	15		798
9	CHANDRAPUR	34584	19886	19886	0	14698	13		2100
10	DHULE	18549	13624	13624	0	4925	8		704
11	GADCHIROLI	16220	11735	11735	0	4485	9		641
12	GONDIA	13866	10870	10870	0	2996	9		428
13	HINGOLI	21897	10688	10688	0	11209	9		1601
14	JALGAON	25760	18488	18488	0	7272	10		1039
15	JALNA	19447	12558	12558	0	6889	21		984
16	KOLHAPUR	12902	10941	10941	0	1961	3		280
17	LATUR	26708	20012	20012	0	6696	14		957
18	NAGPUR	15809	9504	9504	0	6305	4		901
19	NANDED	22332	12904	12904	0	9428	9		1347
20	NANDURBAR	14967	10999	10999	0	3968	6		567
21	NASHIK	23838	19335	19335	0	4503	10		643
22	OSMANABAD	17232	11133	11133	0	6099	7		871
23	PALGHAR	11748	8245	8245	0	3503	7		500
24	PARBHANI	18022	14114	14114	0	3908	6		558
25	PUNE	13139	10370	10370	0	2769	5		396
26	RATNAGIRI	6690	6252	6252	0	438	2		63
27	SANGLI	8604	7149	7149	0	1455	3		208
28	SATARA	10694	9767	9767	0	927	4		132
29	SINDHUDURG	2109	2017	2017	0	92	1		13
30	SOLAPUR	18485	15313	15313	0	3172	6		453
31	THANE	5492	4129	4129	0	1363	3		195
32	WARDHA	11273	9453	9453	0	1820	7		260
33	WASHIM	10983	8048	8048	0	2935	8		419
34	YAVATMAL	30032	19786	19786	0	10246	15		1464
	Total	604715	431036	431037	1	173678	286		24811

राज्य योजना अपूर्ण घरकुले

Sr. No.	Division	रमाई आवास योजना	शबरी आवास योजना	आदीम आवास योजना	पारधी आवास योजना	य.च.मु.व योजना	धनगर आवास योजना	एकूण
1	KONKAN DIV.	1073	6763	599	0	8	10	8453
2	PUNE DIV.	8790	963	56	58	55	362	10284
3	NASHIK DIV.	12331	12590	25	127	20	162	25255
4	AMRAVATI DIV.	17970	10608	2258	212	996	55	32099
5	NAGPUR DIV.	11023	18453	662	23	3903	10	34074
6	AURANGABAD DIV.	54781	8243	48	64	290	87	63513
	Total	105968	57620	3648	484	5272	686	173678

Sr. No.	District	रमाई आवास योजना	शबरी आवास योजना	आदीम आवास योजना	पारधी आवास योजना	य.च.मु.व योजना	धनगर आवास योजना	Completion%
1	SINDHUDURG	91	1	0	0	0	0	95.6%
2	RATNAGIRI	405	21	4	0	8	0	93.5%
3	SATARA	861	32	0	0	34	0	91.3%
4	AHMEDNAGAR	2662	1889	0	16	20	0	86.7%
5	KOLHAPUR	1567	12	0	0	20	362	84.8%
6	WARDHA	1032	665	122	1	0	0	83.9%
7	SANGLI	1444	7	0	4	0	0	83.1%
8	SOLAPUR	3081	82	0	8	1	0	82.8%
9	NASHIK	2670	1778	25	30	0	0	81.1%
10	PUNE	1837	830	56	46	0	0	78.9%
11	GONDIA	1477	1519	0	0	0	0	78.4%
12	PARBHANI	3355	467	0	0	86	0	78.3%
13	BHANDARA	1608	1342	0	0	810	10	77.1%
14	THANE	263	842	258	0	0	0	75.2%
15	LATUR	6555	141	0	0	0	0	74.9%
16	NANDURBAR	1029	2939	0	0	0	0	73.5%
17	DHULE	2468	2443	0	14	0	0	73.4%
18	WASHIM	1915	1015	0	2	0	3	73.3%
19	BULDHANA	5029	489	0	17	0	52	72.6%
20	GADCHIROLI	1412	2782	291	0	0	0	72.3%
21	JALGAON	3502	3541	0	67	0	162	71.8%
22	PALGHAR	66	3295	142	0	0	0	70.2%
23	AMRAVATI	3643	3225	0	28	156	0	68.6%
24	AKOLA	4937	1307	0	35	0	0	68.1%
25	YAVATMAL	2446	4572	2258	130	840	0	65.9%
26	AURANGABAD	7591	1389	0	7	0	0	64.8%
27	OSMANABAD	5820	82	0	41	156	0	64.6%
28	JALNA	6665	81	0	8	48	87	64.6%
29	RAIGAD	248	2604	195	0	0	10	62.7%
30	BEED	9795	494	0	8	0	0	60.6%
31	NAGPUR	890	5400	0	6	9	0	60.1%
32	NANDED	8930	450	48	0	0	0	57.8%
33	CHANDRAPUR	4604	6745	249	16	3084	0	57.5%
34	HINGOLI	6070	5139	0	0	0	0	48.8%
	Total	105968	57620	3648	484	5272	686	71.3%

प्रधानमंत्री आवास योजना ग्रामीण - हप्ते वितरण

Sr. No.	Division	1st Installment (Daily Achivement)	1st Installment Remaining	2nd Installment (Daily Achivement)	2nd Installment Remaining	3rd Installment (Daily Achivement)	3rd Installment Remaining
1	NASHIK DIV.	0	6294	0	34011	0	19776
2	AMRAVATI DIV.	0	22441	0	25926	0	13054
3	AURANGABAD DIV.	0	14137	0	44245	0	22684
4	NAGPUR DIV.	0	5320	0	17497	0	8804
5	KONKAN DIV.	0	150	0	2736	0	2024
6	PUNE DIV.	0	5187	0	14126	0	5918
	Total	0	53529	0	138541	0	72260

PMAY-G 1st Ins Pending

SINDHUDURG	0
RAIGAD	11
THANE	35
RATNAGIRI	39
PALGHAR	65
KOLHAPUR	200
SANGLI	209
GADCHIROLI	215
SATARA	226
DHULE	271
NASHIK	462
PARBHANI	538
WARDHA	703
PUNE	705
NANDURBAR	817
GONDIA	846
CHANDRAPUR	949
NAGPUR	1223
BHANDARA	1384
JALNA	1640
BEED	1669
HINGOLI	1751
LATUR	1940
NANDED	2107
WASHIM	2201
JALGAON	2204
AURANGABAD	2214
YAVATMAL	2216
OSMANABAD	2278
AHMEDNAGAR	2540
AKOLA	2891
SOLAPUR	3847
BULDHANA	7284
AMRAVATI	7849

PMAY-G 2nd Ins Pending

SINDHUDURG	156
RATNAGIRI	290
THANE	447
RAIGAD	449
SATARA	746
WARDHA	1153
PALGHAR	1394
GADCHIROLI	2098
KOLHAPUR	2100
PUNE	2190
OSMANABAD	2202
WASHIM	2630
HINGOLI	2635
NAGPUR	2733
GONDIA	3111
SANGLI	3200
AHMEDNAGAR	3244
LATUR	3305
JALNA	3407
CHANDRAPUR	3622
AKOLA	4178
PARBHANI	4463
BULDHANA	4684
AURANGABAD	4737
BHANDARA	4780
NASHIK	5175
SOLAPUR	5890
DHULE	6153
YAVATMAL	6858
BEED	7424
AMRAVATI	7576
NANDURBAR	7746
JALGAON	11693
NANDED	16072

PMAY-G 3rd Ins Pending

SINDHUDURG	117
RATNAGIRI	248
THANE	298
RAIGAD	331
SATARA	610
WARDHA	637
KOLHAPUR	831
PUNE	923
PALGHAR	1030
NAGPUR	1094
SANGLI	1287
HINGOLI	1343
BHANDARA	1639
LATUR	1644
CHANDRAPUR	1706
GADCHIROLI	1753
WASHIM	1802
AKOLA	1870
GONDIA	1975
AHMEDNAGAR	2152
AURANGABAD	2173
SOLAPUR	2267
PARBHANI	2472
AMRAVATI	2669
OSMANABAD	2687
JALNA	2707
BULDHANA	2847
NASHIK	3087
DHULE	3402
JALGAON	3763
BEED	3781
YAVATMAL	3866
NANDED	5877
NANDURBAR	7372

प्रधानमंत्री आवास योजना ग्रामीण - हप्ते वितरण

Sr. No.	District	1st Installment (Daily Achivement)	1st Installment Remaining	2nd Installment (Daily Achivement)	2nd Installment Remaining	3rd Installment (Daily Achivement)	3rd Installment Remaining
1	AHMEDNAGAR	0	2540	0	3244	0	2152
2	AKOLA	0	2891	0	4178	0	1870
3	AMRAVATI	0	7849	0	7576	0	2669
4	AURANGABAD	0	2214	0	4737	0	2173
5	BEED	0	1669	0	7424	0	3781
6	BHANDARA	0	1384	0	4780	0	1639
7	BULDHANA	0	7284	0	4684	0	2847
8	CHANDRAPUR	0	949	0	3622	0	1706
9	DHULE	0	271	0	6153	0	3402
10	GADCHIROLI	0	215	0	2098	0	1753
11	GONDIA	0	846	0	3111	0	1975
12	HINGOLI	0	1751	0	2635	0	1343
13	JALGAON	0	2204	0	11693	0	3763
14	JALNA	0	1640	0	3407	0	2707
15	KOLHAPUR	0	200	0	2100	0	831
16	LATUR	0	1940	0	3305	0	1644
17	NAGPUR	0	1223	0	2733	0	1094
18	NANDED	0	2107	0	16072	0	5877
19	NANDURBAR	0	817	0	7746	0	7372
20	NASHIK	0	462	0	5175	0	3087
21	OSMANABAD	0	2278	0	2202	0	2687
22	PALGHAR	0	65	0	1394	0	1030
23	PARBHANI	0	538	0	4463	0	2472
24	PUNE	0	705	0	2190	0	923
25	RAIGAD	0	11	0	449	0	331
26	RATNAGIRI	0	39	0	290	0	248
27	SANGLI	0	209	0	3200	0	1287
28	SATARA	0	226	0	746	0	610
29	SINDHUDURG	0	0	0	156	0	117
30	SOLAPUR	0	3847	0	5890	0	2267
31	THANE	0	35	0	447	0	298
32	WARDHA	0	703	0	1153	0	637
33	WASHIM	0	2201	0	2630	0	1802
34	YAVATMAL	0	2216	0	6858	0	3866
	Total	0	53529	0	138541	0	72260

राज्यपुरस्कृत आवास योजना ग्रामीण - हप्ते वितरण

Sr. No.	Division	1st Installment (Daily Achivement)	1st Installment Remaining	2nd Installment (Daily Achivement)	2nd Installment Remaining	3rd Installment (Daily Achivement)	3rd Installment Remaining
1	AURANGABAD DIV.	191	13862	26	29593	65	13627
2	AMRAVATI DIV.	87	6775	1	13455	8	5172
3	NASHIK DIV.	3	4888	30	9703	45	5345
4	NAGPUR DIV.	32	9461	12	15233	7	4268
5	KONKAN DIV.	14	1870	4	3083	5	1292
6	PUNE DIV.	0	2027	9	4111	10	1865
Total		327	38883	82	75178	140	31569

State Schemes 1st Ins Pending

State Schemes 2nd Ins Pending

State Schemes 3rd Ins Pending

SINDHUDURG	7
RATNAGIRI	42
SATARA	141
SANGLI	165
PALGHAR	174
WARDHA	207
DHULE	286
BULDHANA	477
KOLHAPUR	537
WASHIM	541
THANE	549
PUNE	585
GONDIA	588
SOLAPUR	599
PARBHANI	642
AKOLA	788
GADCHIROLI	876
JALNA	895
NANDURBAR	898
BHANDARA	1006
NASHIK	1006
LATUR	1049
RAIGAD	1098
AHMEDNAGAR	1122
OSMANABAD	1234
BEED	1399
JALGAON	1576
AURANGABAD	1966
YAVATMAL	2375
AMRAVATI	2594
NANDED	2743
CHANDRAPUR	3046
NAGPUR	3738
HINGOLI	3934

SINDHUDURG	52
RATNAGIRI	115
THANE	273
SATARA	275
SANGLI	689
NANDURBAR	727
PUNE	829
WARDHA	894
KOLHAPUR	955
RAIGAD	1020
BHANDARA	1291
SOLAPUR	1363
GONDIA	1377
NASHIK	1432
WASHIM	1465
GADCHIROLI	1472
PALGHAR	1623
NAGPUR	1780
BULDHANA	1794
DHULE	1897
AHMEDNAGAR	2119
PARBHANI	2242
AMRAVATI	2379
JALNA	2485
LATUR	2969
AKOLA	3314
OSMANABAD	3393
JALGAON	3528
AURANGABAD	3823
BEED	4428
YAVATMAL	4503
NANDED	5048
HINGOLI	5205
CHANDRAPUR	8419

SINDHUDURG	21
RATNAGIRI	89
THANE	159
SATARA	207
KOLHAPUR	268
WARDHA	289
SANGLI	308
NAGPUR	350
BHANDARA	364
RAIGAD	445
PUNE	489
GONDIA	551
PALGHAR	578
SOLAPUR	593
WASHIM	711
AMRAVATI	794
NASHIK	831
NANDURBAR	838
AKOLA	959
GADCHIROLI	1031
PARBHANI	1038
BULDHANA	1108
AHMEDNAGAR	1160
DHULE	1253
JALGAON	1263
OSMANABAD	1272
HINGOLI	1487
YAVATMAL	1600
NANDED	1653
LATUR	1661
AURANGABAD	1672
CHANDRAPUR	1683
JALNA	1897
BEED	2947

राज्यपुरस्कृत आवास योजना ग्रामीण -हप्ते वितरण

Sr. No.	District	1st Installment (Daily Achivement)	1st Installment Remaining	2nd Installment (Daily Achivement)	2nd Installment Remaining	3rd Installment (Daily Achivement)	3rd Installment Remaining
1	HINGOLI	173	3934	1	5205	0	1487
2	JALNA	8	895	13	2485	36	1897
3	DHULE	2	286	19	1897	35	1253
4	YAVATMAL	44	2375	0	4503	5	1600
5	NAGPUR	25	3738	9	1780	3	350
6	AMRAVATI	30	2594	0	2379	1	794
7	AURANGABAD	10	1966	7	3823	9	1672
8	LATUR	0	1049	1	2969	16	1661
9	RAIGAD	11	1098	2	1020	1	445
10	CHANDRAPUR	6	3046	3	8419	4	1683
11	WASHIM	12	541	0	1465	0	711
12	AHMEDNAGAR	0	1122	6	2119	5	1160
13	SOLAPUR	0	599	3	1363	5	593
14	SATARA	0	141	3	275	4	207
15	NANDURBAR	0	898	4	727	2	838
16	PARBHANI	0	642	4	2242	2	1038
17	PALGHAR	0	174	2	1623	3	578
18	AKOLA	1	788	1	3314	2	959
19	NASHIK	0	1006	0	1432	3	831
20	SINDHUDURG	3	7	0	52	0	21
21	JALGAON	1	1576	1	3528	0	1263
22	KOLHAPUR	0	537	2	955	0	268
23	SANGLI	0	165	1	689	1	308
24	GADCHIROLI	1	876	0	1472	0	1031
25	NANDED	0	2743	0	5048	1	1653
26	OSMANABAD	0	1234	0	3393	1	1272
27	THANE	0	549	0	273	1	159
28	BEED	0	1399	0	4428	0	2947
29	BHANDARA	0	1006	0	1291	0	364
30	BULDHANA	0	477	0	1794	0	1108
31	GONDIA	0	588	0	1377	0	551
32	PUNE	0	585	0	829	0	489
33	RATNAGIRI	0	42	0	115	0	89
34	WARDHA	0	207	0	894	0	289
	Total	327	38883	82	75178	140	31569

प्रधानमंत्री आवास योजना ग्रामीण - Delayed Houses

■ पहिला हप्ता मिळाल्यानंतर १२ महिने उलटूनही अपूर्ण घरकुले
 ■ पहिला हप्ता मिळाल्यानंतर १८ महिने उलटूनही अपूर्ण घरकुले
 ■ पहिला हप्ता मिळाल्यानंतर १० दिवसानंतरही दुसरा हप्ता न मिळालेले घरकुले
 ■ दुसरा हप्ता मिळाल्यानंतर १० दिवसानंतरही तिसरा हप्ता न मिळालेले घरकुले
 ■ तिसरा हप्ता मिळाल्यानंतर १० दिवसानंतरही अपूर्ण घरांची संख्या

जिल्हा	पहिला हप्ता मिळाल्यानंतर १२ महिने उलटूनही अपूर्ण घरकुले	पहिला हप्ता मिळाल्यानंतर १८ महिने उलटूनही अपूर्ण घरकुले	पहिला हप्ता मिळाल्यानंतर १० दिवसानंतरही दुसरा हप्ता न मिळालेले घरकुले	दुसरा हप्ता मिळाल्यानंतर १० दिवसानंतरही तिसरा हप्ता न मिळालेले घरकुले	तिसरा हप्ता मिळाल्यानंतर १० दिवसानंतरही अपूर्ण घरांची संख्या
AHMEDNAGAR	2681	1554	3079	1755	33
AKOLA	4123	3170	3563	982	600
AMRAVATI	7424	4985	6790	1590	1024
AURANGABAD	3589	2119	4448	1368	634
BEED	4841	1791	6280	2191	592
BHANDARA	8158	4628	4128	1016	2828
BULDHANA	3727	1909	4111	1366	803
CHANDRAPUR	3650	1813	3063	936	662
DHULE	8924	3930	5765	2592	1881
GADCHIROLI	4238	2233	2006	1319	1206
GONDIA	1851	1509	2837	1316	174
HINGOLI	1937	642	2432	804	159
JALGAON	9775	6325	10707	2518	627
JALNA	2663	1029	3149	1699	460
KOLHAPUR	2021	648	1912	556	137
LATUR	1311	653	3166	853	81
NAGPUR	3226	2187	2483	852	621
NANDED	11986	8353	15319	3289	397
NANDURBAR	15419	9860	7482	5576	5934
NASHIK	7550	3376	4806	2390	1624
OSMANABAD	1975	564	1559	2470	15
PALGHAR	1740	567	1298	736	1057
PARBHANI	1257	669	4121	1333	126
PUNE	2601	1637	1894	711	597
RAIGAD	693	325	434	275	157
RATNAGIRI	346	29	259	186	121
SANGLI	3282	2102	2940	819	298
SATARA	741	278	648	416	248
SINHDURG	149	57	142	106	31
SOLAPUR	5577	4322	5214	1471	698
THANE	748	172	441	222	280
WARDHA	1210	687	942	501	229
WASHIM	1469	768	2231	1105	51
YAVATMAL	7673	3983	6400	2395	1925